

[TIPS & TRICKS]

Do you know all of the shortcuts that bring you directly to the patient's file?

Here are the three methods used to access the shortcuts that will bring you directly to the patient's file.

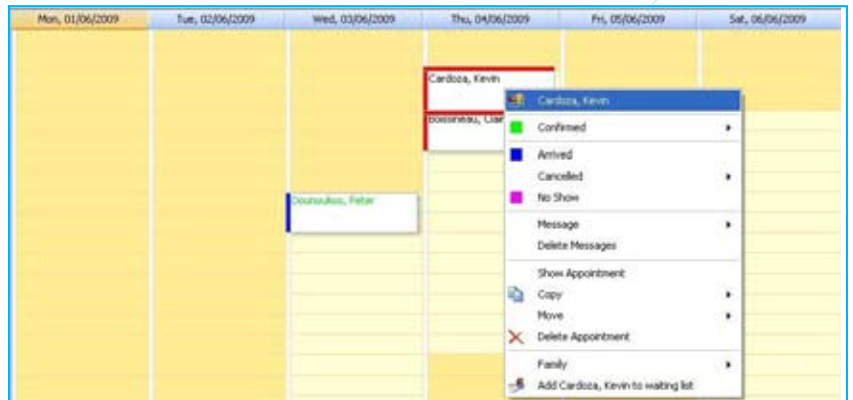
[1.] In the "History" section of the "Navigation" menu on the left hand side of your screen.



[2.] You can easily access the patient file in these different areas by doing a right click.

Agenda: Right click on the appointment

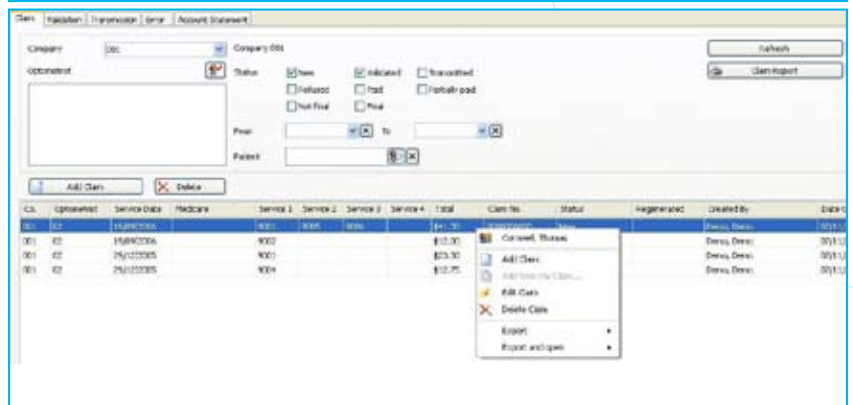
Waiting list: Right click on the patient.




Medsys: You have to do a right click in the following tabs:

- Claim
- Validation
- Account Statement

And in the **Order** tab in Inventory.



[3.] In the Selection Results and in the Family tab, you will find this shortcut  that will allow you to quickly access the patient file.