


OPTOSYS® INFO



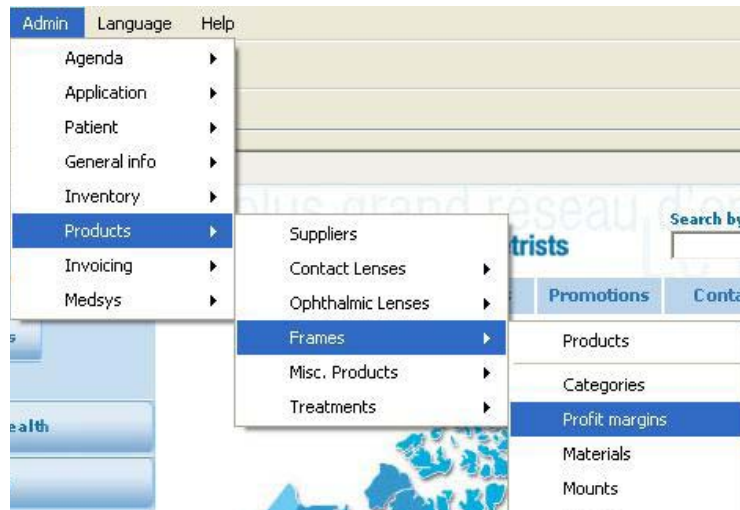
4, Place du Commerce, Suite 460 • Montreal (Quebec) H3E 1J4
 • Tel.: (514) 762-2020 • Fax.: (514) 762-9933 • www.optosys2.com



How to create a profit margin

Profit margins are available for Frames, CL, OL and Misc. Products.

1. The first step in creating a profit margin is to click on the menu Admin – Products – (the desired product) - Profit margins.



See the next steps to follow on the back.

Deal of the month Online Purchases

www.opto.com/b2b

Transit Backpack Bundle for laptops

This backpack bundle, which includes a wireless mouse and lock, offers you a comfortable and safe way to carry your laptop.

- Designed to fit laptops with up to 15.4" widescreens
- A Defcon CL 6.5 feet cut-resistant, galvanized steel cable

\$85*



Welcome to fast and easy ordering!

* Free shipping. Taxes not included. Orders must be received by February 28, 2009.

Coming Soon


We will be visiting your region soon. Come and meet us. We will be happy to show you the latest version of Optosys®2.

March, 14	April, 3	April, 17
BCAO, Vancouver, B.C.	OAO, Toronto, Ont.	MBAO, Winnipeg, Man.

OPTOSYS®2 INSTALLATION

January 2009

Les Gestions G. Bolduc Inc.
 Dr. Josée Daniel et Dr. Nancy Déziel
 La Tuque, Qc



TIPS & TRICKS

How to create a profit margin.

2. Name your profit margin and assign a rounding method. Save your new profit margin then click on "Add Formula".

Name FR: Monture Active

Name EN: Frame

Rounding

Rounding superior dollar (ex. 9,45\$ = 10,00\$)

Mathematical rounding (ex. 9,45\$ = 9,00\$ ou 9,50\$ = 10,00\$)

Rounding at \$ superior (ex. if choice is 0: 9,45\$ = 10,00\$ or 17,00\$ = 20,00\$)

None

3. Choose your cost interval, and then configure your operators (multiplication or addition) or set a fixed price to your formula and Save.

Optosys 2

Product: Frames Active

Profit margin: Frame

Interval

Minimum: 0.00 Maximum: 999.00

Operation

Operation #1

Operator: Multiplication Value: 2.00

Operation #2

Operator: Addition Value: 15.00

Fixed Price Value:

Save Cancel

4. The profit margins created are used during the creation or the reception of an item. The sales price of the item will be calculated automatically when you add the cost and select the formula from the drop down list.

Cost	Formula	Sales price
\$59.95	Frame	\$138.00