


OPTOSYS[®] INFO



4, Place du Commerce, Suite 460 • Montreal (Quebec) H3E 1J4
• Tel.: (514) 762-2020 • Fax.: (514) 762-9933 • www.optosys2.com




Canada's Largest Network of Optometrists
www.opto.com

How to protect your online transactions.

Online purchases

Online purchases have become increasingly popular because of our desire to avoid crowds and to spend more time at home. It is very important, however, to remain careful and make sure we always process our transactions safely. If you are not dealing with a well-known business over the Internet, you never know from which country they are operating and the laws regulating your online purchases in this country may differ. It's easy for a fraudulent business to steal personal information or money from you.

Safe practices

- Make sure that the company and their purchase security measures are reliable. It is safer to deal with a company with known full address, email, and customer service phone and fax numbers.
- A reliable business will offer you to complete your transactions over secured servers identified by the URL « https:// » instead of « http:// ». There will also be a lock  in the status bar of your browser. The « https:// » URL is not a recognized business entity but identifies an encrypted and secured transaction using a technological protocol to carry the data.
- Read the company policies on payment security, exchanges, returns, cancellation, delivery, complaints and privacy.
- If you pay with a credit card, it is recommended to use your card with the lowest line of credit.
- Stay updated on the latest online transactions security measures.
 - Double-check the details of your bill before completing the payment.
 - Ask about the delivery delays, the warranty and how it can be applied, and the related costs.
 - Print and keep in your files a complete summary of the transaction. This will be your only physical proof once the transaction is completed.

You will find more information in the document « Sur Internet, protéger son identité, c'est essentiel » located at the following address [HYPERLINK "https://www.isiq.ca/fr/Documents/guide_secu_gouv.pdf"](https://www.isiq.ca/fr/Documents/guide_secu_gouv.pdf)

Deal of the month

Online Purchases

www.opto.com/b2b

Patient File labels

Take advantage of our promotion on our patient file labels for the Seiko – SLP200, SLP420 and SLP440. Please take note that starting February 1, 2009 the price of our patient labels will increase from \$5 to \$6.25 per roll.

130 white labels – 3-1/2" x 1-1/8" per roll

\$4.50*



Welcome to fast and easy ordering!

*Taxes and shipping not included. Orders must be received by January 31, 2009.

Tips & Tricks

How to print your contact lens price list.


Follow the simple steps at the back.

OPTOSYS[®] 2 INSTALLATIONS

Mariette Dorval O.D.
Dr. Mariette Dorval - Laval, Qc

Opto-Plus Mariette Dorval O.D.
Dr. Mariette Dorval - St-Eustache, Qc

Laboratoire D'Optique Lalande & Baulne
Dr. Hélène Lalande &
Dr. Ginette Baulne
Montréal, Qc



TIPS & TRICKS

How to print your contact lens price list.

1. Click on the “Search product...” icon.

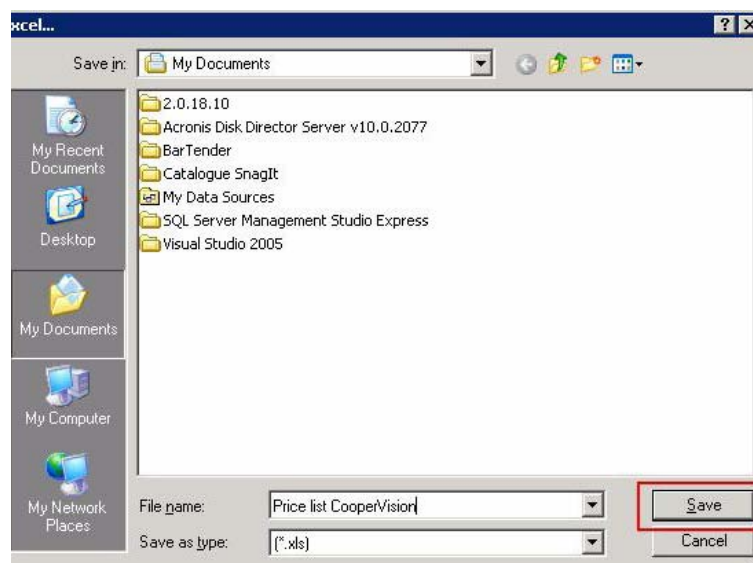


2. Select the type of product, the desired supplier and click on “Search”. If you want a list for all of your contact lens suppliers, leave the field supplier empty.

3. Right click on any product in the grid. Select “Export and open” and then the option “Excel...”

ID#	Category	Brand	Product	Price	Replacement Price	Service Price
	Disposable	Ni	Dailies	\$70.00	\$70.00	
	Conventional	Ni	Bausch & Lomb	\$60.00	\$60.00	
	Conventional	Ni	Cooper H.T.	\$60.00		
	Conventional	Ni	Cooper Top-See			
	Conventional	Ni	Cooper Vis			
	Conventional	Ni	Cooper Duo			
	Conventional	Ni	Cooper Duo	\$41.00		
	Conventional	Ni	Cooper Duo	\$41.00		\$41.00
	Disposable	Ni	Cooper 4 To Home	\$40.00		\$40.00
	Conventional	Ni	Cooper Duo	\$40.00		\$40.00
	Conventional	Ni	Cooper Duo	\$40.00		\$40.00

4. Name your file and click on “Save”.



5. Excel will open and you will then be able to print your list.