

OPTOSYS[®] INFO

4, Place du Commerce, Suite 460 • Montreal (Quebec) H3E 1J4
• Tel.: (514) 762-2020 • Fax: (514) 762-9933 • www.optosys2.com



TIPS & TRICKS

How to search for an invoice using the invoice number.

View the details following a search by invoice number.

Simply follow the easy steps on page 4.

Deal of the month Online Purchases^{b2b}

www.opto.com/b2b

McAfee's ASAP Antivirus (Total Protection Service)

Ensure that your workstations are secure with a solution that protects against viruses and spyware. With it you can navigate the Internet safely and keep your Inbox from harm.

ASAP Total Protection Service
2 - year license

\$50*

Welcome to fast
and easy ordering!



*Installation fees and taxes are not included. Must be ordered before May 31, 2008.

Definitions:

Virus:

A virus is a computer program containing a malicious self-replicating code. The virus can infect your computer without your knowledge. Some viruses can be as harmless as replicating themselves and making their presence known by displaying text, video or audio messages, while others can cause significant damage by completely destroying all your data.


Spyware:

Spyware is a software that is covertly installed on a personal computer to collect and transfer the information on the user's environment without their knowledge. Transmission of the data is done over the Internet.

2008 Calendar

We will be in your area soon. It will be our pleasure to demonstrate the latest version of Optosys[®]2 to you, so come and see us.

OAO: May 2, 2008
Niagara Falls, ON




OPTOSYS[®]2 INSTALLATIONS

April 2008

Christiane Lamarche, O.D.
Dr. Christiane Lamarche - Chambly, QC

Clinique Visuelle Les Grès
Dr. Julie Prud'homme - St-Étienne-de-Grès, QC

EYE-CATCHING INFORMATION



■ New RAMQ rates

New rates have been in effect since May 1st, therefore the rates have to be updated in your Optosys[®] software.
Contact our Technical Support Team for further information.

■ Modifications to the B2B

Our website, www.opto.com, has had a make-over. A few modifications have been made to the site's login. From now on there are two ways to connect to the **B2B**.

1. The first is to go to www.opto.com.

- Click on Welcome. In the menu on the left, click "Members".
- Enter your user name and password. This information can be found on your monthly statement.
- Click on the "Order Online" icon located on the left-hand side to access the B2B.
- Enter your user name, OSI code and password (found on your monthly statement).

2. The second involves entering the following address directly in your browser: www.opto.com/b2b. This will take you right into the "Order Online" section.

- You can enter this site into your favourites by clicking on "Favorites" and "Add to Favorites".

Contact our Technical Support Team for further information.

NOTE: These modifications do not apply if placing your B2B order through Optosys[®]2.

■ It's ILLEGAL to use a hand-held cell phone while driving!

As of April 1st, it is illegal in Quebec to use a hand-held device (cell phone or Blackberry) while driving, although the use of hands-free devices is still permissible. Take a minute to verify whether your device has a hands-free option.

What you need to know:

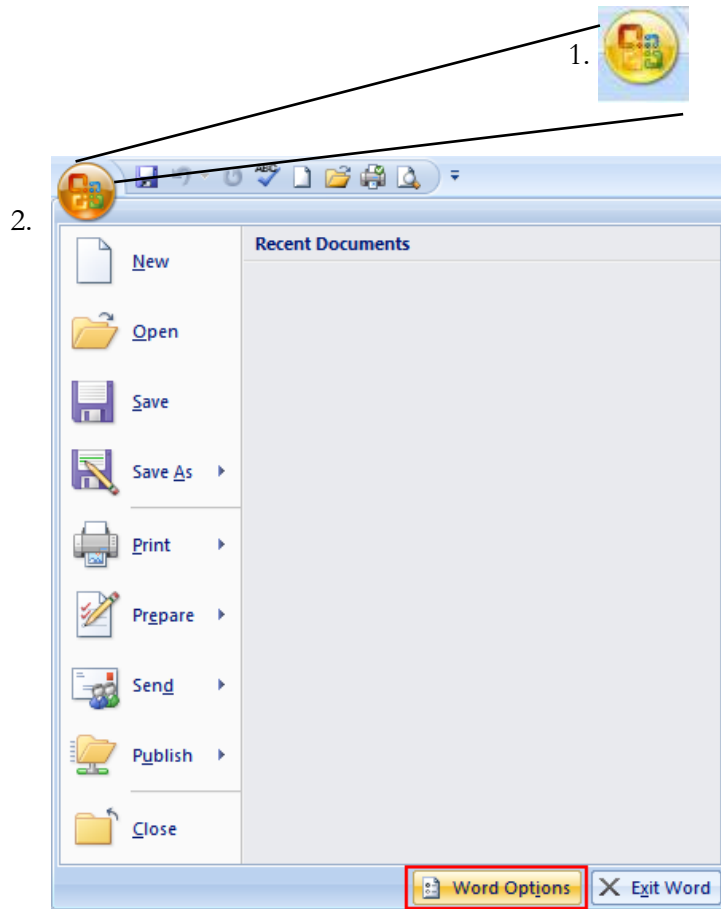
- Drivers holding a hand-held device are presumed to be using it and are subject to a fine of \$115 and the loss of 3 demerit points (as of July 1, 2008).
- To use a device with a telephone function, you must first bring your vehicle to a stop in a location where parking is permitted.
- Except when necessary, you are not permitted to bring a vehicle to a stop on the shoulder of a highway, on a highway on-ramp or highway off-ramp.
- Drivers who are stopped at a red light or in traffic are still deemed to be driving.

For more information on this topic: http://www.saaq.gouv.qc.ca/publications/prevention/handcell_illegal.pdf

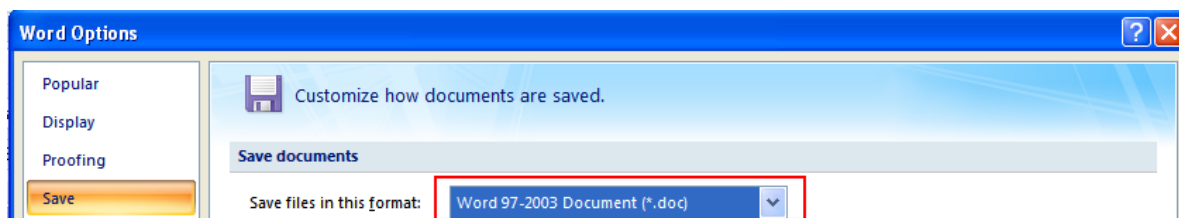
■ **Office 2007: Word and Excel compatibility issues with older versions**


Creating documents using Office 2007 can be a problem when sharing the files with someone who isn't operating Office 2007. To prevent this from becoming an issue, you can modify the parameters so that your files are automatically saved in Office 2003 format by selecting 97-2003. Here's how to do it:

1. When Word is open, click on the icon in the top left-hand corner.
2. A menu will open. At the bottom of the menu click on "Word Options".



3. Select "Save" from the left-hand side menu. In the right-hand section select "Word 97-2003 Document (*.doc)". Click on OK to save the change.

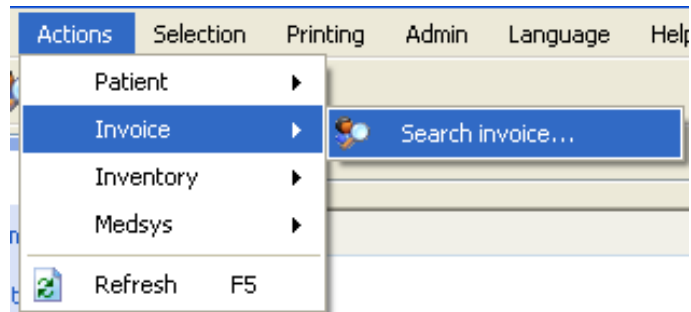




TIPS & TRICKS

How to search for an invoice using the invoice number.

1. In the “Actions” menu select “Invoice” and click on “Search invoice...”



2. Enter the invoice number and press Enter. The invoice will display.

