

Optosys® Info



4, Place du Commerce, Suite 460, Montréal (Québec) H3E 1J4 Tel. : (514) 762-2020 Fax : (514) 762-9933 www.opto.com

Shop & Save !

As of July 1st, shopping online entitles you to a \$20 b2b credit* applicable on your next online order.

Online ordering may also qualify you to win a \$500 b2b credit. **Don't wait any longer!** There are still 5 prizes to be won!

www.opto.com/b2b

Welcome to fast and easy ordering.

* One \$20 credit per clinic

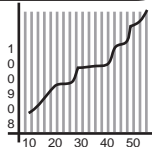
THERE'S A NEW INSTRUCTOR IN TOWN!

We are pleased to announce the addition of a new member to our Implementation Team. Mr. Marcelo Guerrero joins the team just in time to help us with the overwhelming demand for Optosys® 2 installations. Come September, Marcelo will take to the road to install and support Optosys® 2 in clinics across Canada.

Welcome to the team, Marcelo! 😊

OPTOSYS² Installations

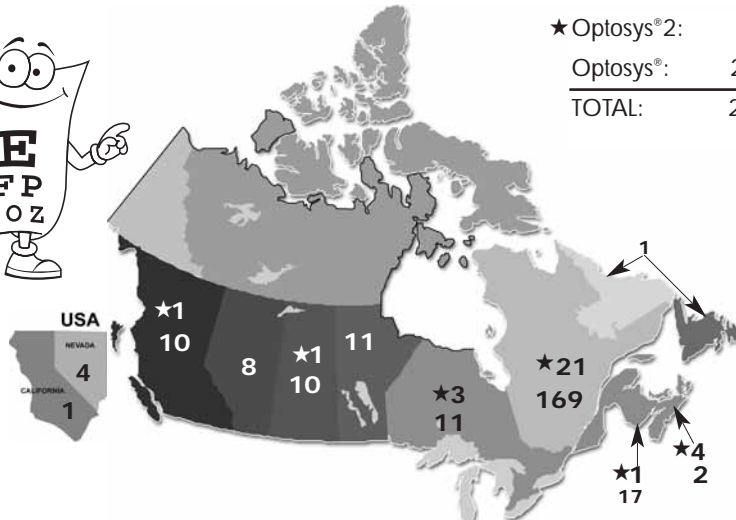

July 2005



Dr. Céline Marchand O.D.
Laval, QC

Clinique Optométrique St-Hyacinthe Inc.
St-Hyacinthe, QC

LET'S TALK STATISTICS...



★ Optosys ² :	31
Optosys [®] :	244
TOTAL:	275

Over 10% of our Optosys[®] users have made the switch to Optosys². Contact us right away to reserve your 2006 installation.

optosysinfo@opto.com

Discover OPTOSYS².com

This month discover the Notes tab in the Patient File (see the reverse).

Section #1 allows you to enter medical and special alerts. When alerts are entered, the corresponding icon flashes in section #5 (the patient information bar).

Section #2 is for entering notes. The icon appearing in section #5 indicates that there is a note attached to this patient.

You can click on the calendar icon in both sections #1 and #2 to automatically add a date for the text entered.

Section #3 allows you to enter the patient's referral contact. The date in which the reference is entered will automatically display. You can then use this information to generate selections.

Section #4 is for characteristics associated with the patient. The list on the left contains all the characteristics available, while the list on the right contains the characteristics that you have selected for the patient. The date the characteristics are added to the file is automatically generated and displayed. This information can then be used to generate selections. Furthermore, the icon will display in section #5 to indicate that characteristics have been assigned to this patient.

Section #5, the patient information bar, appears in all the tabs of a patient's file. Placing your cursor on any of the icons will display the information related to the icon.

Look for future editions of Optosys Info to learn more about the remaining tabs.

OPTOSYS².com : The leading optometric practice management system...

Now connected to the world!

Discover Optosys[®] 2

patient's file: notes tab

Optosys 2
File Edit Actions Selection Printing Admin Language Help

Navigation: Welcome, Patient, Agenda, Inventory, Selection results
Web: Intranet, Order Online

Patient Info | **Notes** | Family | Visits | Rx | Invoices | Attachments

Plante, Linda

Alerts: Medical Special

14/07/2005 - Allergy

14/07/2005 - Add a note

Diabetic Rx Given

References: Patient Professional Employee Promotion Other None
Select patient references: 13/07/2005 9:48:57 AM Richard, Danielle

3

Characteristics

Choice	Characteristic
Cataract	Diabetic
CI Patient	Rx Given
CI Rx Given	
Do Not Accept Cheques	
Dry Eyes	
Glaucoma	
Msi	
New Patients	
Night & Day Tonic	
Oakley Sunglasses	
Refractive Surgery	

4

5

2

1

Characteristics

Date	Characteristic
14/07/2005	Diabetic
14/07/2005	Rx Given

14/07/2005 11:05 AM

Version: 2.0.13.2

Workstation: SYLVIEXP Server: Http://192.168.0.34/optosys/OptoSysServices.aspx

Co: 001 User: Wendy