

Optosys[®] Info



4, Place du Commerce, Suite 460, Montréal (Québec) H3E 1J4 Tel. : (514) 762-2020 Fax : (514) 762-9933 www.opto.com

April's Deal! Online Ordering

Add it to your cart
for only **\$359**




DELL
UltraSharp 17"
Flat Panel LCD Monitor

www.opto.com/b2b

**Welcome to fast
and easy ordering.**

* Delivery not included...

Calendar...



Come and meet our
IT specialists. We'll
be in your area to
show you the special
effects available on
Optosys[®]2!

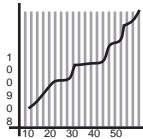
Hamilton, ON : April 2, 2005
Winnipeg, MB : April 16, 2005
Fredericton, NB : May 27, 2005
Ottawa, ON : July 2, 2005

OPTOSYS²
.com

The leading optometric practice management
system... *Now connected to the world!*

OPTOSYS² Installations

March 2005



Carrefour Vision Inc.
Thetford Mines, QC

Jean-Marie Houde, Optométriste
Montréal, QC

Dr. Lloyd J. Mah Optometrist Corp.
Coquitlam, BC

Beware of spyware!

All Internet users should be careful when browsing the Internet and downloading software from web sites. While security threats such as viruses and spam messages are now well known amongst the majority of users, spyware were long able to keep a low profile, much to their own advantage... and to the detriment of their victims.

What is spyware?

Spyware is a term encompassing any software that is downloaded and installed on your computer without your knowledge or consent. Spyware usually gather information regarding their host's Internet usage (sites you regularly visit, searches you performed, etc.), most frequently for advertising purposes.

How can I download spyware without my knowledge?

File-sharing programs are infested with all kinds of spyware. If you use this type of software to download files, videos and music, it is likely that at least one spyware managed to infiltrate your PC.

Browsing unsafe sites: adult sites, gambling sites (online casinos) and software/freeware/shareware download sites of all kinds are especially high risk.

Careless downloads: thousands of sites offer millions of files to download. Be extra careful what you download! Sharewares, screensavers, themes and skins, ripped software (WareZ) may all contain embedded Spyware.

Various symptoms can indicate the presence of spyware on your PC:

- Pop-up ads appearing when you open your PC
- Impossibility to change your home page in your web browser
- Your web browser automatically redirecting you to unknown search engines
- Noticeable slowing down of your PC, frequent error messages or system crashes
- Use of your phone line by a Dialer



Source : InterConnexion

Discover OPTOSYS²: Attachments

Optosys[®]2 makes it easy to insert images and documents into a patient's file. Simply click on the "Attachments" tab, then the "New Image" button and select the desired image document (reverse #1).

The default format for images is ".jpg", however you can insert other image formats (.bmp, .gif, ...) and text documents (.txt, .doc, .xls...) by selecting "*" in the File Type box of the image selection window (reverse #2). Each attachment can be personalized with a date, type, professional and a description.

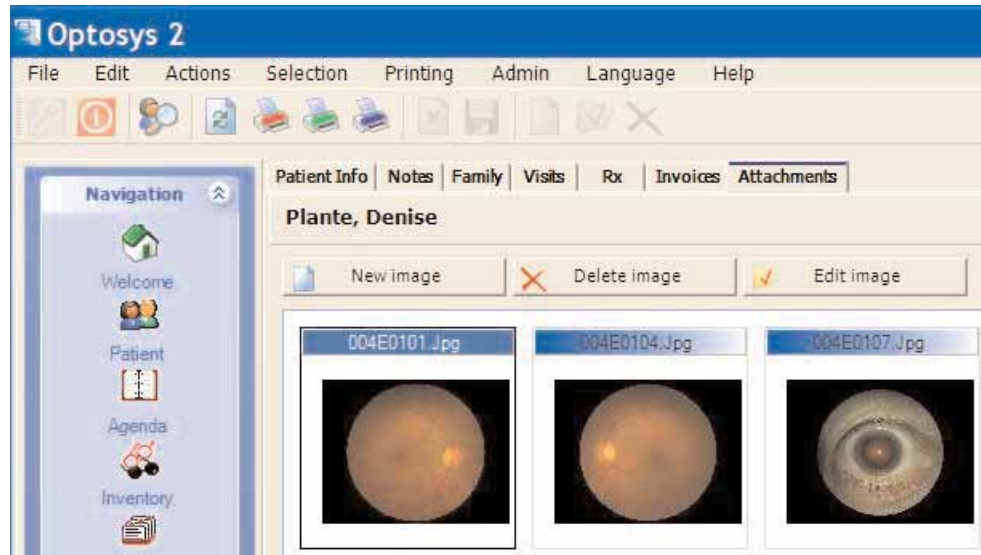
Simply double click on an attachment to view a file in one of three ways: list, thumbnail or detail (reverse #3). The file will open and the image will be generated using the related software (reverse #4).

In addition, attachments in a patient's file can be viewed or modified by other Optosys[®]2 users, whether they're connected through a network or through the Internet. ☺

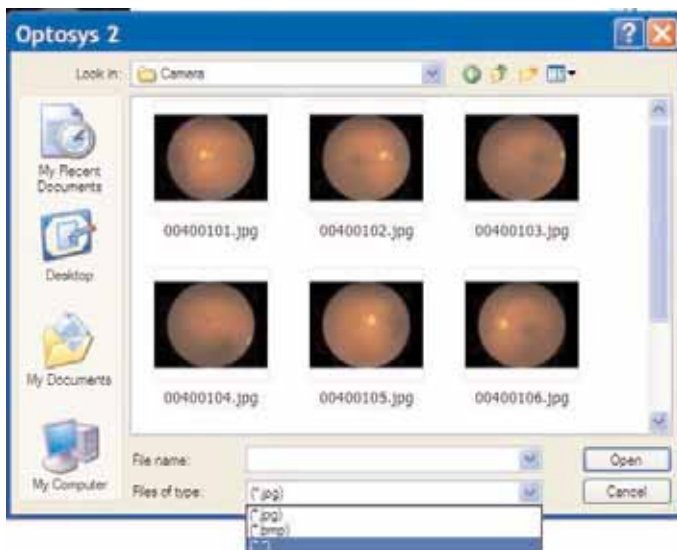
Efficiency... ask us how!

Discover Optosys[®] 2

#1



#2



#3



#4

